



Metlam is a proud wholly Australian owned and managed company specializing in the manufacture of quality washroom accessories and toilet partition hardware for the commercial, residential, hospitality, health, science, care, education, security and public facilities markets.

Metlam 700SS Cubicle System



Job Reference

- **HOTEL COZI RESORT**
- **Cityplaza Ice Palace**
- **Football Club**
- **Fashion Walk**
- **Macau Studio City**



Specification Sheet for Metlam 700SS Cubicle system

Hardware:

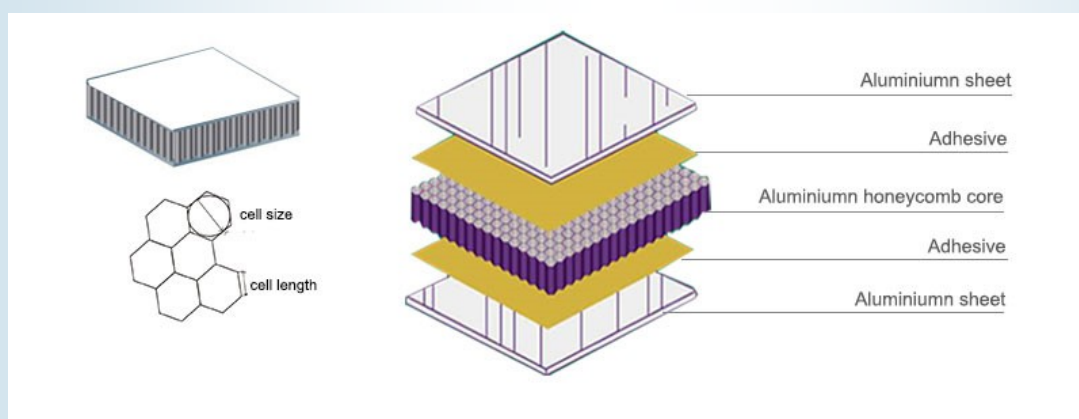
Stainless Steel hardware includes 700 lock & indicator set with emergency opening, Sentinel Gravity Hinge Concealed Fix, Double Coat Hook, angle bracket, and single toilet roll holder .

Hardware finish: #304 Stainless Steel



Material options:

- ❖ Formica compact laminate, blackcore, decopaper on double sides in matte finish or naturelle (NT) finish 12mm thick. Formica compact laminate international standard & certificates includes: Greenguard Gold Certificate; Greenguard Certification; BS EN-438-2016; ISO9001; ISO14001; Carbon Reduction Label; BS476 Part 6 & 7; Antifungal ASTM G21:2013 test report, with 0 (None)
- ❖ Aluminum honeycomb core with top cover of Formica laminate, glass panel, laminated glass, or stainless steel panel.



Recommended Dimension:

800-900mm (W) x 1500-1800mm(D) x 2100mm (H)

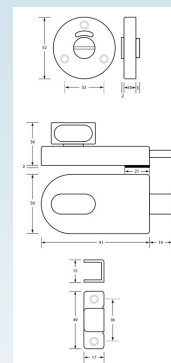


METLAM Hardware Data Specification

700 Lock & Indicator Set - Concealed Fix

700_LOCK_SS

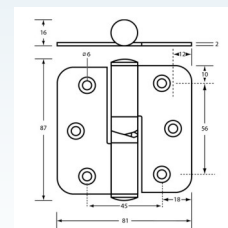
Material: **Indicator:** ABS Indicator Face #304 Stainless Steel Cover; **Integrated Lock & Bumper:** #304 Stainless Steel Rubber Bumper Stop; **Lift Off Staple:** #304 Stainless Steel Stainless Steel Snap on Cover
Finish: Satin Stainless Steel
Features: Integrated Bumper Stop Multiple fixing points for heavy duty use



Sentinel Gravity Hinge - Concealed Fix

SENTINEL_HINGE

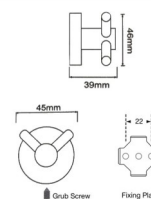
Material: #304 Stainless Steel Nylon Inserts Stainless Steel Snap-on Covers
Finish: Authentic Industrial Stainless Steel
Features: Gravity assisted door opening/door closing with lift off capability



Double Coat Hook - Concealed Fix

ML2310PSS

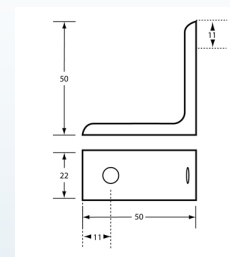
Material: #304 Stainless Steel
Finish: Polished Stainless Steel



121 Angle Bracket - Aluminium

ML121_6MMCSK_ALU_MKII

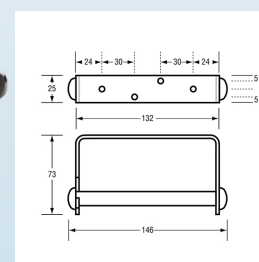
Material: Aluminium
Features: 6mm thick bracket with 6mm hole



Single Toilet Roll Holder

113_TRH_SS

Material: #304 Stainless Steel
Finish: Stain Stainless Stee





METLAM Hardware Data Specification (Optional items)

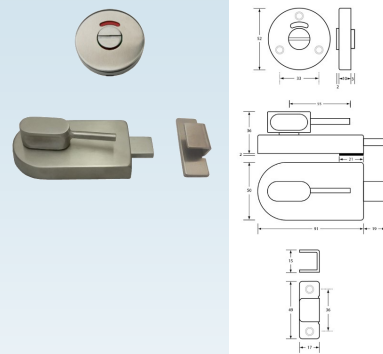
700 Ambulant Lock & Indicator

Set - Concealed Fix

700AMB_LOCK_SS



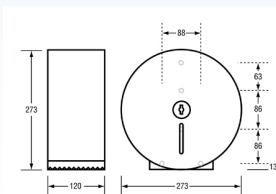
Material: **Indicator:** ABS Indicator Face #304 Stainless Steel Cover; **Integrated Lock & Bumper:** #304 Stainless Steel Rubber Bumper Stop; **Lift Off Staple:** #304 Stainless Steel Stainless Steel Snap on Cover
Finish: Stain Stainless Steel
Features: Integrated Bumper Stop Multiple Fixing points for heavy duty use



Jumbo Toilet Roll Dispenser

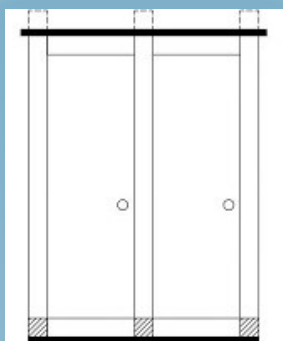
ML841

Material: #304 Stainless Steel
Finish: Stain Stainless Steel



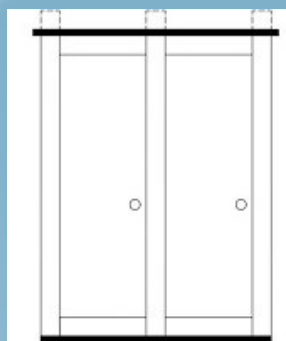


METLAM CUBICLE SYSTEM PROFILE



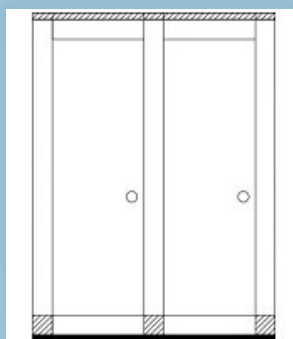
METLAM FLOOR TO CEILING CUBICLE SYSTEM

With stainless steel base cover



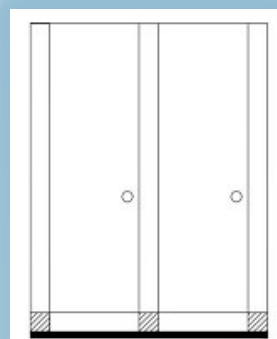
METLAM FLOOR TO CEILING CUBICLE SYSTEM

Without stainless steel base cover



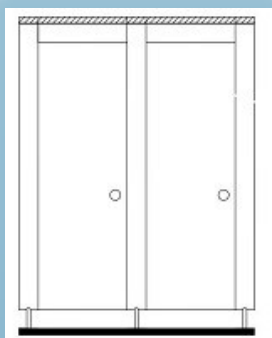
METLAM FLOOR ANCHOR CUBICLE SYSTEM

With Headrail



METLAM FLOOR ANCHOR CUBICLE SYSTEM

Without Headrail



METLAM LEG SUPPORT CUBICLE SYSTEM

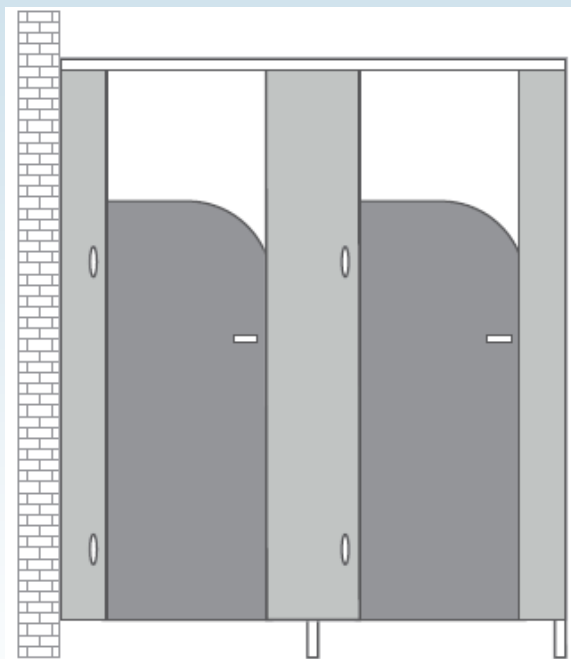
Leg-support Model with Headrail

Metlam 700SS cubicle system is highly flexible to suit your requirement. Please contact our specialist for details.

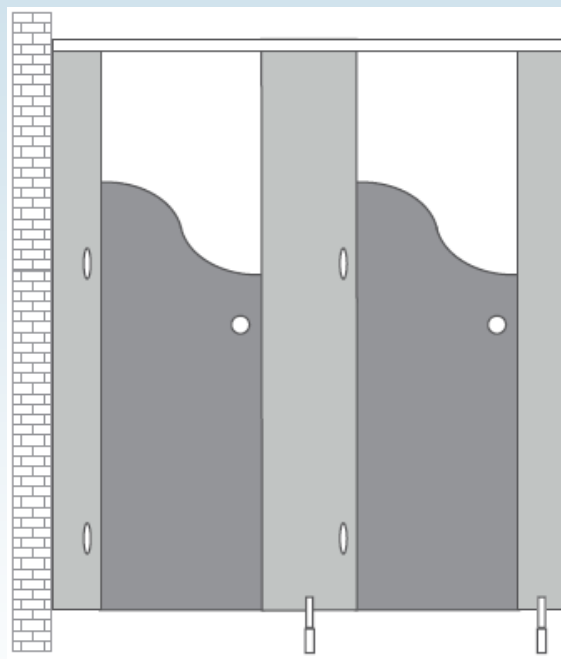




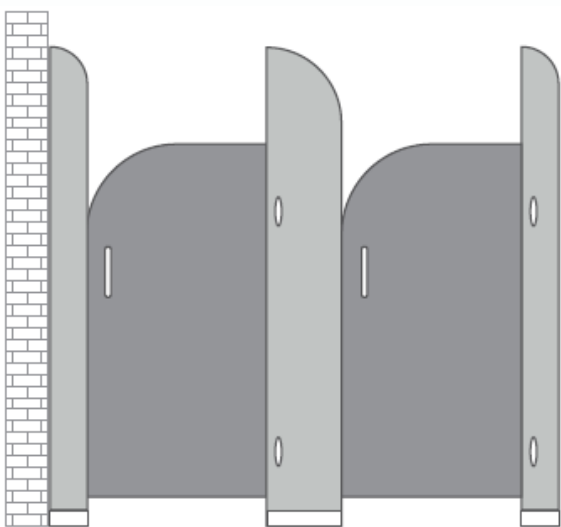
METLAM CUBICLE DOOR PROFILE



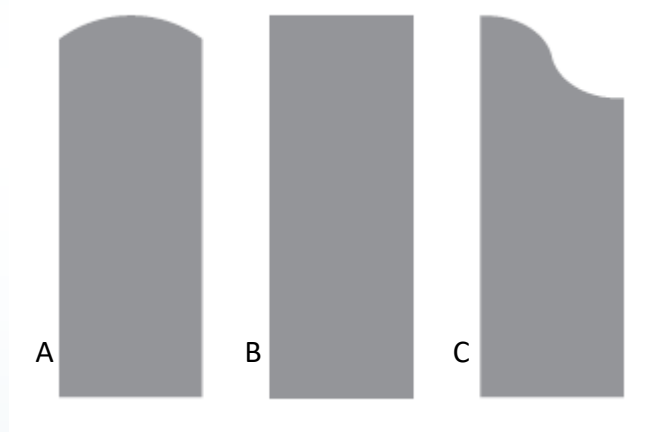
Round Corner



Reverse Curve



Double Round Corner



Door profile with 300mm drop

A - Arch Profile

B - Square Profile

C - Reverse Curve



E-MATERIALS (ASIA) LIMITED

ROOM 1006, ASIA STANDARD TOWER, 59-65 QUEEN'S ROAD CENTRAL, HONG KONG

T: (852) 2810 8659

M: (852) 5188 5288

E: INFO@METLAM.COM.HK

WEBSITE: WWW.METLAM.COM.HK